

City of San Dimas

Building and Safety Division

Ph: (909) 394-6260 EM: building@sandimasca.gov

SWIMMING POOL REQUIREMENTS

PROJECT INFORMATION			
Project Address:		Permit Number:	
Work Description:			

1) The governing Codes for the project are listed below and are required to be noted on the plans prior submittal.

- a. **2019 California Residential Code**
- b. **2019 California Mechanical Code**
- c. **2019 California Electrical Code**
- d. **2019 California Energy code**
- e. **2019 California Green Code**
- f. **City of San Dimas Municipal Code**

2) **SITE PLAN**

- a. **Site plan and structural plans shall be stamped by engineer.**
- b. A site plan must show all property lines.
- c. Show all structures located in the property.
- d. Show location of the pool and provide dimensions to all structures and property lines.
- e. Show location of the pool equipment.
- f. Show location of all receptacles that are located within 20' from the pool water's edge.
 - i. Receptacles located within 20' shall be GFCI protected and no closer than 6' to water's edge.
- g. Show location of the main electrical panel and specify if service is underground or overhead.
 - i. Overhead feeders that are near or above swimming pools shall comply with the minimum vertical and horizontal clearances per CEC 2019. Refer to table 680.8(A) for minimum clearances. 22.5' minimum vertical distance to a point of 10' outside of water's edge.
- h. Provide all pool information such as, depth, elevation, perimeter, decking, type of coping, etc.
- i. Highlight perimeter of the pool and reference the engineer's detail number that will be used for the pool shell.

City of San Dimas

Building and Safety Division

Ph: (909) 394-6260 EM: building@sandimasca.gov

SWIMMING POOL REQUIREMENTS

- j. Show location of the gas line and specify size and material to be used. In addition, provide pool heater BTU demand.
- k. Show location of the electrical line for subpanel and specify type and size of wire and conduit. In addition, specify overcurrent protection device (breaker) that will be used.
- l. Show location of the proposed pool P-trap.

3) INCLUDE THE FOLLOWING ON THE PLANS IF APPLICABLE.

- a. All fixed metal parts within 5 feet of the pool shall be bonded including, but not limited to, metal-sheathed cables, raceways, metal piping, metal awnings, metal fences, metal door and window frames. CEC 680.26 (B)(7)
- b. Identify all glazing installations within 5 feet of the pool or spa water surface. Safety glazing is required in fences, doors and windows, where the glass is within 5 ft. from pool/spa water and less than 60 inches above grade. CRC R308.4.5
- c. Install a minimum of 4 points of boning at pool shell. A number #8 Cu minimum is required with copper clamps. CEC 680.26
- d. Provide a minimum of 4 points of bonding for perimeter surfaces (pool deck) CEC 680.26(2) for equipotential bonding.
- e. Outlets supplying pool pump motors connected to single-phase 120- volt through 240-volt branch circuit shall be provided with GFCI protection. 680.21

4. POOL ENCLOSURE AND DROWNING PREVENTION SAFETY FEATURES

Provide a pool enclosure, enclosing the entire pool area from the adjacent properties and public ways. The pool enclosure shall comply with the following requirements:

- f. Minimum height of 5' above grade, measured from outside of the pool area.
- g. Minimum 45" between horizontal members.
- h. Pool barriers shall not be climbable and stepping conditions are not allowed.
- i. Maximum 4" clearance between vertical members
- j. Maximum 2" vertical clearance between the bottom of fence and ground and 4" for hardscape.
- k. Chain link mesh maximum size shall be a 1.25" square unless provided with slats fastened at the top and bottom which reduce the openings to 1.75" or less.
- l. Diagonal members shall form openings of no more than 1.75"

4) Gates within a barrier or fence shall comply with the following requirements:

- a. Comply with fence height and spacing requirements.

City of San Dimas

Building and Safety Division

Ph: (909) 394-6260 EM: building@sandimasca.gov

SWIMMING POOL REQUIREMENTS

- b.** Include self-closing, and self-latching mechanisms. The self-latching mechanism shall be placed minimum 60" above the ground.
- c.** c. All gates shall swing away of the pool area.
- d.** Garage doors leading to the pool shall be equipped with a self-closing and self-latching mechanism and shall be minimum of 60" above the ground.
- e.** The residence shall be equipped with pool alarms complying with UL2017 on all doors providing direct access to the pool/spa.
- f.** An alarm that, when placed in a swimming pool or spa, will sound upon detection of accidental or unauthorized entrance into the water shall be installed at time of final inspection. NOTE: Two devices shall be installed one for the pool and one for the spa.
- g.** Not pet doors (doggie doors) are allowed along the perimeter of any pool barrier.
- h.** DOUBLE GATES (VEHICLE GATES OR SIMILAR) OR ARE NOT ALLOWED TO BE PART OF THE POOL BARRIER/ENCLOSURE.

City of San Dimas

Building and Safety Division

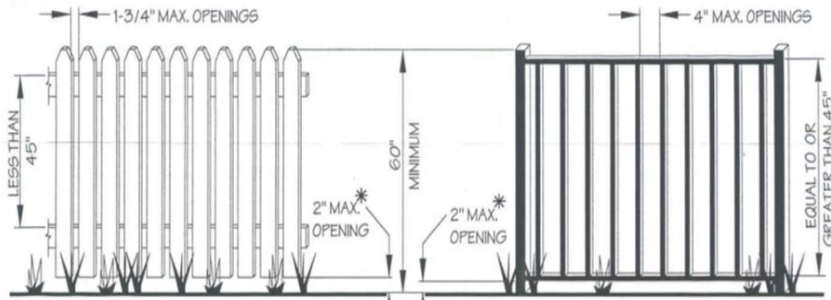
Ph: (909) 394-6260 EM: building@sandimasca.gov

SWIMMING POOL REQUIREMENTS

PAGE 2

VARIOUS POOL FENCE TYPES

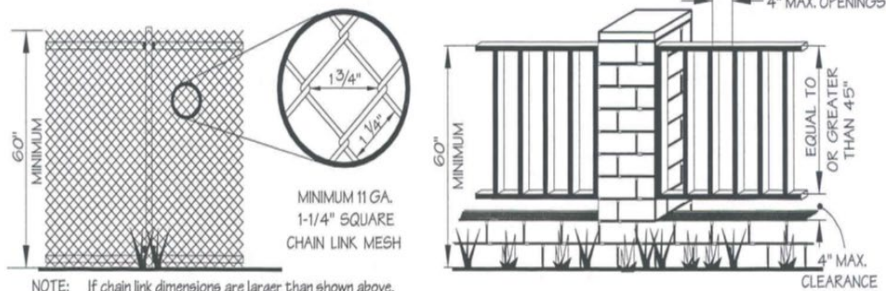
(NOT ALL POSSIBLE POOL FENCE DESIGNS ARE SHOWN, PLEASE CHECK WITH YOUR INSPECTOR FOR MORE INFORMATION)



IF HORIZONTAL MEMBERS ARE LESS THAN 45" APART, VERTICAL SPACING SHALL NOT EXCEED 1-3/4" AND HORIZONTAL MEMBERS SHALL BE ON POOL SIDE.

IF HORIZONTAL MEMBERS ARE EQUAL TO OR MORE THAN 45" APART, VERTICAL SPACING SHALL NOT EXCEED 4".

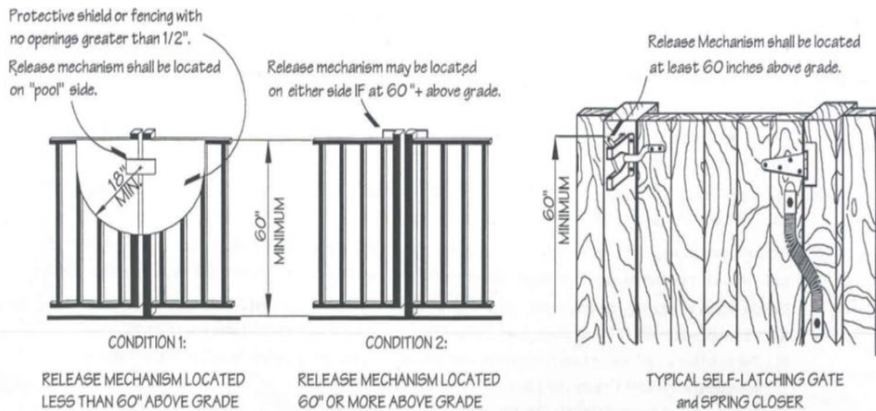
* NOTE: Spacing from grade level to bottom of fence, may be 4 inches if grade below fence has a solid impenetrable surface such as concrete.



NOTE: If chain link dimensions are larger than shown above, then slats may be woven into the chain link mesh and fastened at the top and bottom.

GATE LATCHING REQUIREMENTS

ALL GATES MUST SWING AWAY FROM POOL, BE SELF-CLOSING & SELF-LATCHING



CONDITION 1:
RELEASE MECHANISM LOCATED
LESS THAN 60" ABOVE GRADE

CONDITION 2:
RELEASE MECHANISM LOCATED
60" OR MORE ABOVE GRADE

TYPICAL SELF-LATCHING GATE
and SPRING CLOSER